

# UAL FOUNDATION DIPLOMA ART & DESIGN



# UAL FOUNDATION Diploma

## Art & Design Welcome!

We aim to help you build a portfolio of art and design work, giving you a chance to experiment and discover what area of Art and Design you really enjoy and are most suited to. We'll help you to challenge yourself and expand your knowledge of Art & Design so that you are prepared to study at degree level. The course will help you to make the right choices of what courses to study at university. The course is very practical and is supported by theoretical and contextual research. Students are encouraged to develop personal creative responses, analytical and communication skills.

This project is designed to keep your creativity going before the course starts and help you to begin to think about different specialist areas.

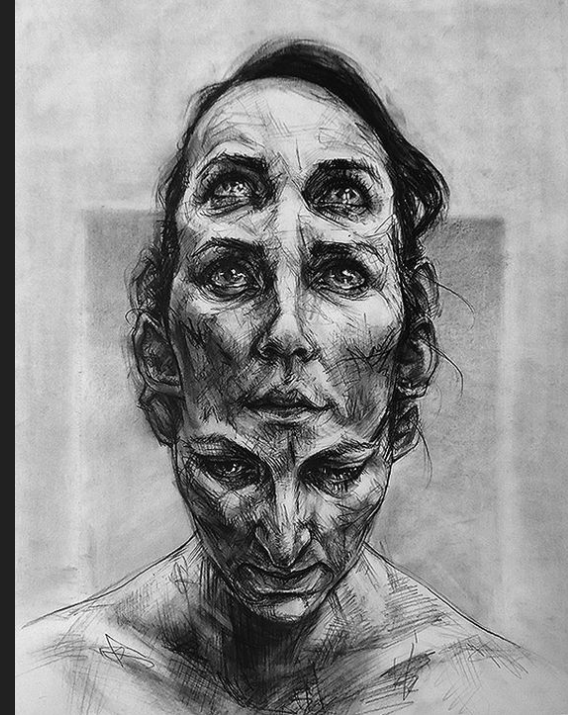
# Title: Altered Images

## Summer 2025 Preparation Work

Work with 10 found photographs of family, friends or yourself.

Produce as many quick experiments as you can manipulating these photographs in some way. You can draw from them, work over images with paint, produce 3D, textile or mixed media pieces on this theme. You can make physical pieces or work on your phone or computer to produce digital pieces, putti text with your images as graphics or any kind of promotional material, the choice is yours. Anything to interpret the theme of Altered Images.

From your experiments try to produce a series of sustained works of Art /Design considering specialist areas in art and design that you are interested in. You can try out other areas of design that interest you or develop directions you have discovered recently during your previous



- Manipulate - scratch into, sew into, splice up and put back together, draw from, scan in and manipulate digitally. Rework the surfaces, cut and tear - sanding, painting or drawing into them. Overlay other images, use whatever papers you have at home.
- Find imaginative ways of joining and attaching sections or whole photographs together- stapling, stitching, splicing, weaving, using wire, silver thread, etc.



Find a range of artist to inspire you for this Summer task

Write 500 words or more on their ideas, techniques and processes, give your opinion on what inspires and motivates you about this work.

Type it up and find images from the internet to illustrate your analysis.

Look at : <https://www.pinterest.co.uk/pin/366269382181935131/>

Hannah Hoch [Hannah Höch - 15](#)

Lucas Samaras <https://www.youtube.com/watch?v=gahcBQVpet0>

Alison Lambert [Alison Lambert | Artist](#)

Maurizio Anzeri <https://www.juxtapoz.com/news/embroidered-portraits-by-maurizio-anzeri/>

Guy Denning [selected drawings](#)

Jimmy Law [Jimmy Law, 1970 | Abstract portrait painter](#)

Dain Brooklyn [DAIN | Brooklyn Street Art](#)


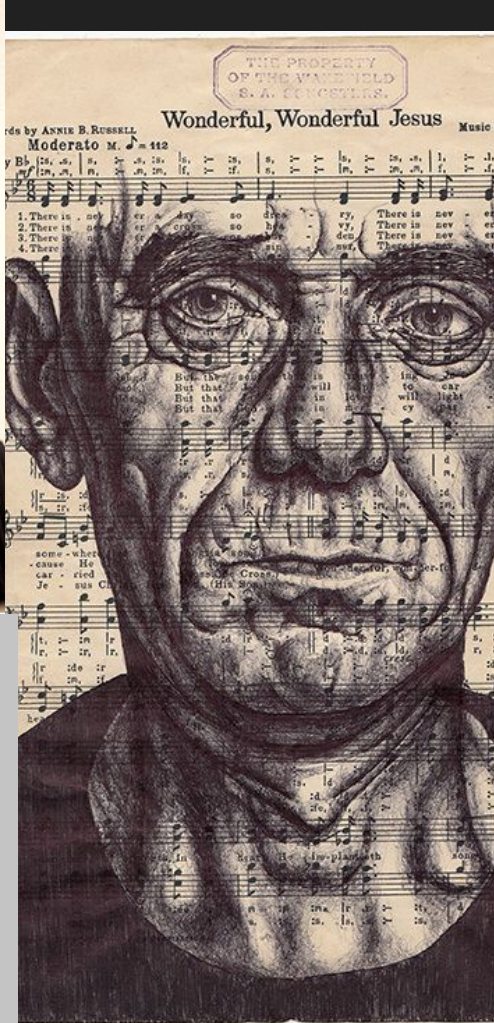
Loui Jover <https://www.saatchiart.com/louijover/>

**Find your own!.....**



Produce at least 3 mood boards to inspire ideas and potential directions



Use skills that you already have to help this work develop and make it your own, whilst also try to extend your practice and your awareness of art and design.



# Experiment !!!!!



Explore !!!!!



# Presentation

Put your 3 moodboards, artist research and how ever many pieces you manage to do into an actual sketchbook or a virtual sketchbook to show your work off and explore the theme in the most individual way possible. This can be an ongoing project for you in the holidays, you can dip in and out of it and do as much as you wish. Fill your sketchbook if possible, some images can be very spontaneous, some can be more detailed and sustained.

We will have a look at this work when you start college and begin the UAL Foundation Diploma in Art and Design course.

**Have a great Summer!**



# WATCH - Meet the artist

- [180 Meets: Stefan Sagmeister](#)
- [Stefan Sagmeister: Design and Happiness](#)  
<https://www.youtube.com/watch?v=VzPVe2D0kYM>
- [Stefan Sagmeister - Refusing to Answer Crap Questions - agIdeas](#)  
[2009](#)  
<https://www.youtube.com/watch?v=TEfwHLasRI4>
- [Introduction to Hannah Höch](#)
- [https://www.youtube.com/watch?v=YG\\_lpmux2cM](https://www.youtube.com/watch?v=YG_lpmux2cM)
  
- [COLLAGE | 5 Artists in 5 Minutes](#)




## How to work on top of photographs with wet and dry materials and other things....

- [SELFIE \(Tai Schierenberg talks about selfies and self portraits\)](#)
- [Amazing Paper Quilling Art by Yulia Brodskaya](#)
- [How To Make An Abstract Collage](#)
- [Maurizio Anzeri - Embroidery on photograph - Photography](#)
- [Photo transfer Mixed Media Art Journal page tutorial](#)
- [How to Create Vintage Old Photo Effect in Photoshop - Retro Look Photo Edit - Photoshopdesire.com](#)
- [The collage artist whose work has been used by Adidas and Mulberry](#)



# WATCH - FREE ONLINE EXHIBITIONS LECTURES AND WEBSITES

- [Tate announces free online tours of Andy Warhol and Aubrey Beardsley exhibitions](#)
- [Join a free online lecture with Tim Walker, Molly Goddard, and Samuel Ross](#)
- [Robert Rauschenberg review – six sensational decades of work finally reveal the man in full](#)
- [SHOWstudio](#)



# COMPETITIONS TAKE PART !!!

- [UK Art Competitions 2025 List - Over 50 Art Prizes](#)
- [Art Competitions For Students: Get Creative & Show Your Designs](#)
- [11 of the Best Art Contests to Enter in 2025 & Further Your Creative Career](#)



# LISTEN



- [Abstract Thinking: Create Your Best Art](#)
- [Arts & Ideas](#)
- [Creative Pep Talk](#)
- [Hannah Hoch —](#)  
[EPIISODES](#)
- [The Art of Creativity —](#)  
[Podcast](#)



# VISIT

Tate Modern - [Tate](#) & [Tate Modern Walkthrough Tour](#)

V&A Museum - [V&A](#) & [V&A Museum Virtual Tour, London](#)

Saatchi gallery - [Saatchi Gallery](#) & [Saatchi Gallery, a Tour](#)


Watts Gallery - [Watts Gallery](#) & [An Introduction to Watts Gallery](#)

The National Gallery - <https://www.nationalgallery.org.uk/> & <https://www.nationalgallery.org.uk/visiting/virtual-tours>

Whitechapel Gallery - [Whitechapel Gallery -](#) & [History of the Whitechapel Gallery](#)

National Portrait Gallery - [National Portrait Gallery](#) & [Virtual Gallery Rooms](#)

Camden Arts Centre - <https://www.npg.org.uk/visit/360-gallery-views/>



# Where can UAL Foundation Diploma in Art and Design lead me?

Our course develops skills in:

- Problem solving
- Planning and time management
- organising workload and meeting deadlines
- Creative and Practical skills
- Resilience and self-discipline
- Technical skills and expertise in a specialist Art or Design area
- The use of Digital and Lens based media
- Research and evaluation skills
- Understanding of specialist areas

These skills lead you to so many different areas.....

- Access to Art and Design Apprenticeships
- Progression to Universities to study:
- Painting - Fashion Promotion
- Printmaking - Styling
- Sculpture - Animation
- Architecture - Film
- Craft - Fashion Design
- Furniture Design - Textile Design
- Jewellery Design - Costume Design
- Product Design - Make up and Prosthetics
- Game Design - Theatre Design
- Photography - Art Management
- Graphic Design - Advertising and Marketing
- Illustration - Interior Design